

EUROSTUDENT VII

Selected results from the Synopsis of Indicators
2018-2021



**Kristina Hauschildt, Christoph Gwosć, Hendrik Schirmer,
Froukje Wartenbergh-Cras**

Presentation at the EUROSTUDENT Talks Webinar
August 25th, 2021

Consortium members



Strata



Schweizerische Eidgenossenschaft
Confédération suisse
Confederazione Svizzera
Confederaziun svizra

Funded with the support of all participating countries. Co-funded by the Erasmus+ programme of the European Union and the following bodies.



Federal Ministry
of Education
and Research



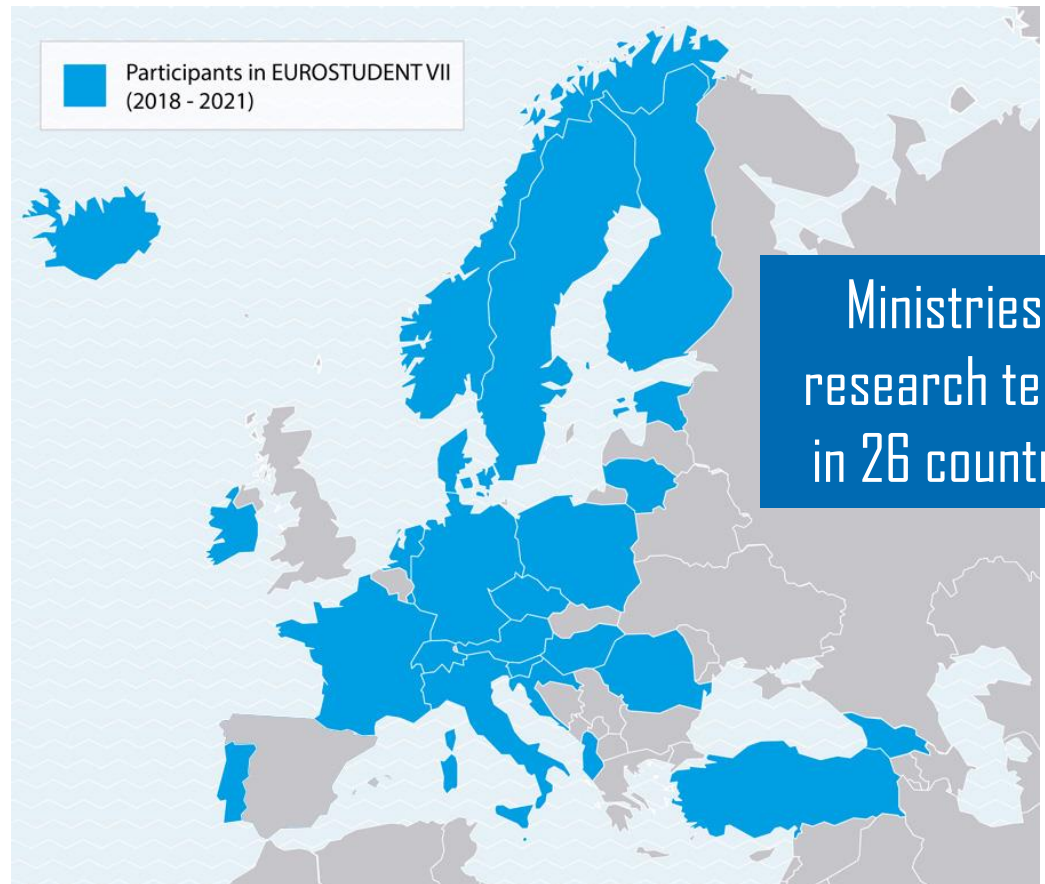
Ministry of Education, Culture and
Science

The funders are not responsible for the content.

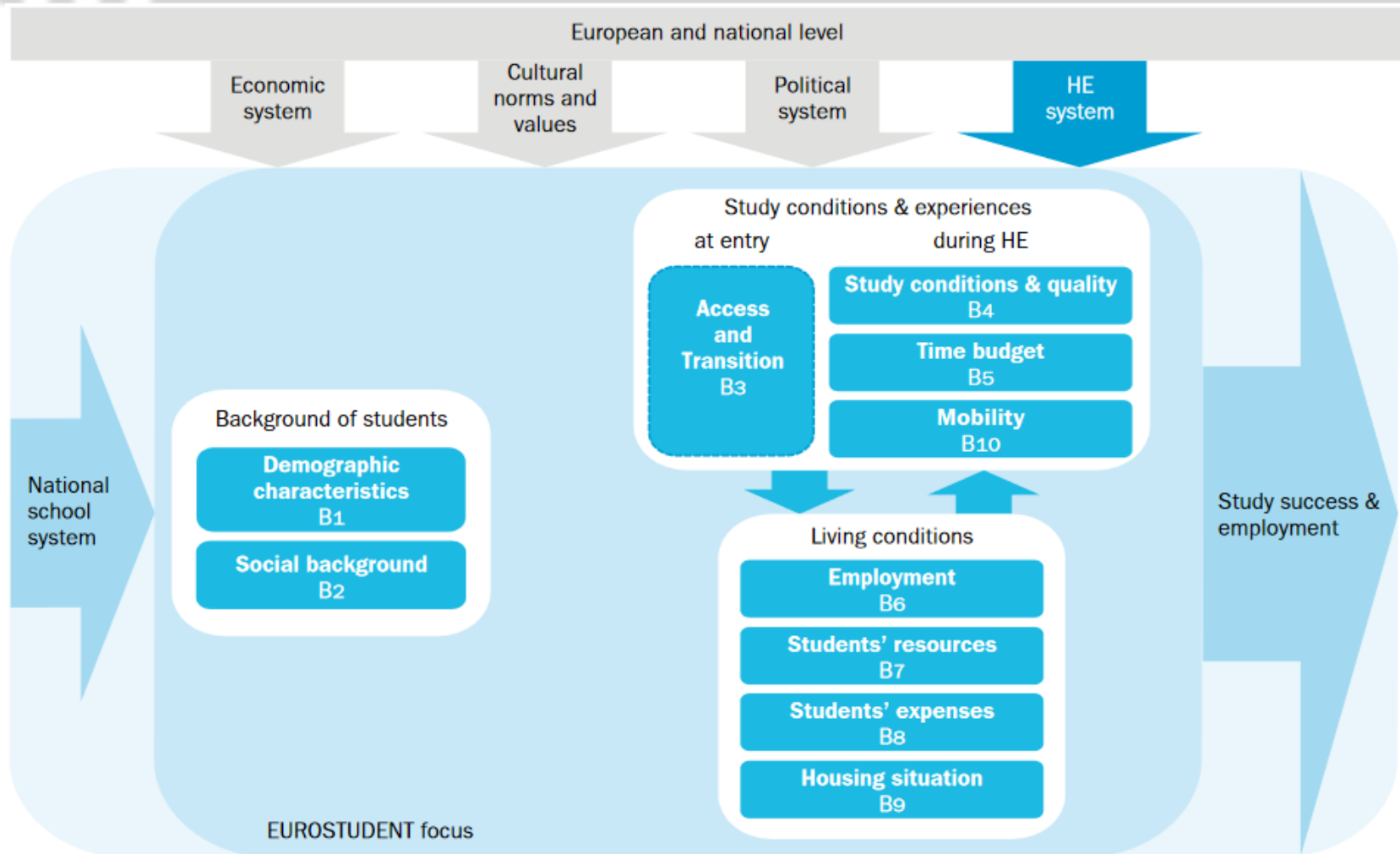


EUROSTUDENT VII

- Project duration: 2018-2021
- Data collection in 18 countries in 2019
- Remaining 8 surveys planned for 2020 – Covid-related delays and interruptions
- Report includes 25 countries



EUROSTUDENT VII topics



THE VISION: AN INCLUSIVE EHEA

Inclusive: because every learner will have equitable access to higher education and will be fully supported in completing their studies and training

Socially inclusive higher education will remain at the core of the EHEA and will require providing **opportunities and support** for **equitable inclusion** of individuals from **all parts of society**. Learners with **diverse** socio-economic, professional, cultural and educational backgrounds must have the possibility and the tools to seek out and avail themselves, **at any time of life**, of the educational options most **useful** for them.

Ministers Responsible for Higher Education. Rome Communiqué, pp. 4-5

THE REALITY?

- 1 Background of students
- 2 Access to HE & study situation
- 3 Living situation

BACKGROUND OF STUDENTS | AGE

25.8 years is the average age of students across countries

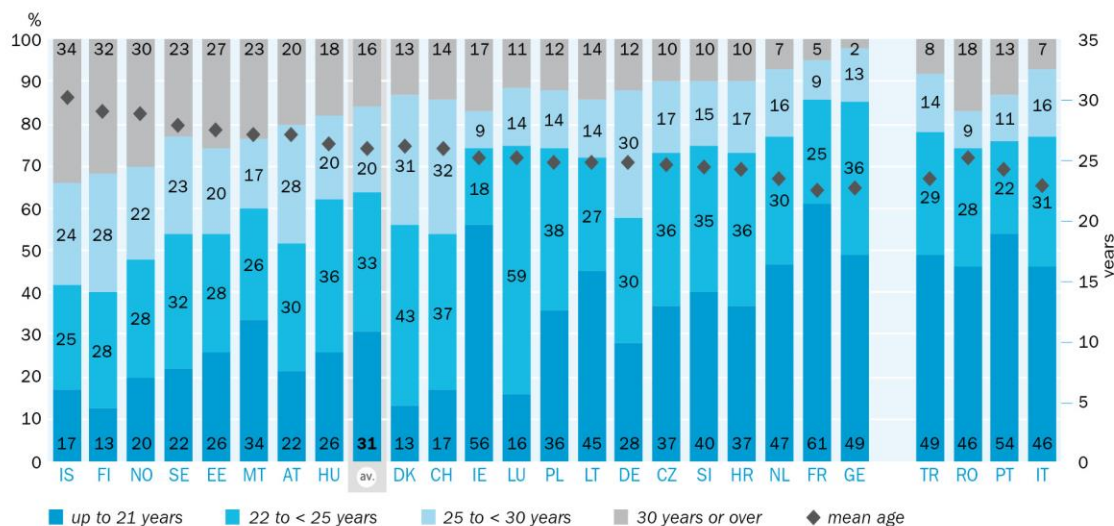
Youngest students (under 24) are found in NL, GE, TR, IT, FR

Oldest students (27-30) in IS, FI, NO, SE, EE, MT, AT

Figure B1.3 [↓](#)

Age profile of students

Share of students in different age groups (in %) and mean age (in years)



Data source: EUROSTUDENT VII, A.1.

EUROSTUDENT question(s): 6.1 When were you born?

Data collection: Spring 2019 except CH, FR (spring 2020 – reference period before COVID-19 pandemic), DE (summer 2016), IT, PT, RO, TR (reference period during COVID-19 pandemic in 2020 and/or 2021). See Appendix C3 for details.

Deviations from EUROSTUDENT survey conventions: IS, IT, NO, SE.

Deviations from EUROSTUDENT standard target group: DE, IE, IT, PL.

Source: EUROSTUDENT VII

BACKGROUND OF STUDENTS | DEMOGRAPHICS


44 %

80 % ICTs
23 % Education



56 %

20 % ICTs
77 % Education



25 %

of students have some international background

(self or at least one parent migrated, incl. 10 % international students)

15 %

of students are limited in their studies by an impairment - mostly mental health challenges and chronic diseases



BACKGROUND OF STUDENTS | EDUCATIONAL BACKGROUND



42 % of students have parents with no tertiary education experience

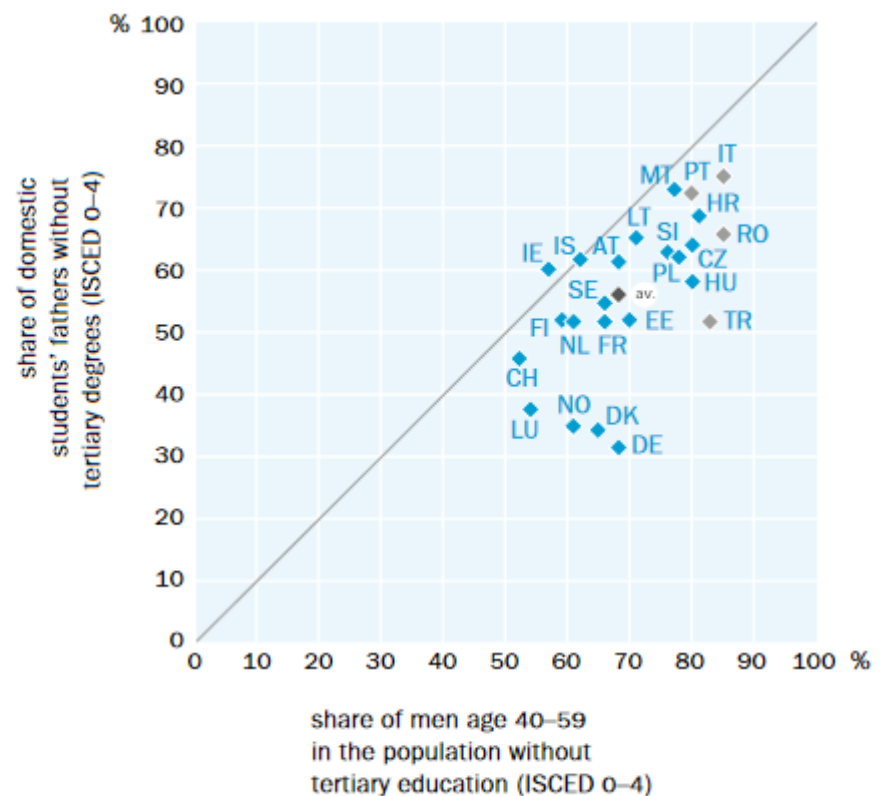


Under-representation of first-generation students in almost all countries

Figure B2.3 [↓](#)

Representation of domestic students with parents not holding a tertiary degree (based on fathers' educational attainment) (in %)

Share of students (in %)



THE REALITY?

- 1 Background of students
- 2 Access to HE & study situation
- 3 Living situation

STUDY CONDITIONS | ACCESS



8 % of students have entered HE by an alternative access route



Students without tertiary educated parents, students with impairments and older students particularly

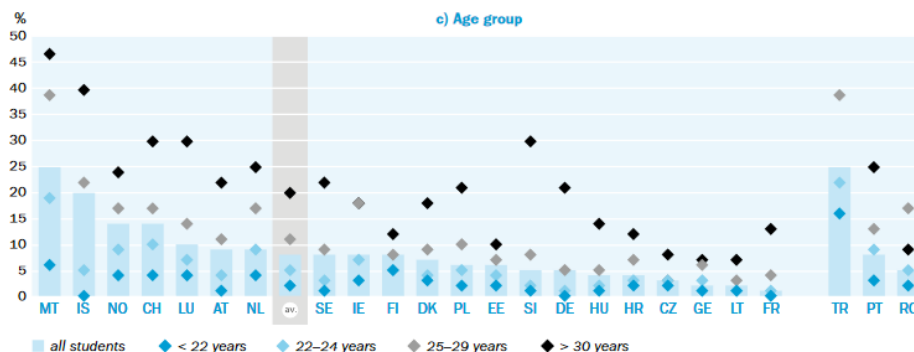


56 % of alternative access students have regular prior work experience


Figure B3.4 [↓](#)

Alternative access route into higher education

Share of students (in %)



Find out
more

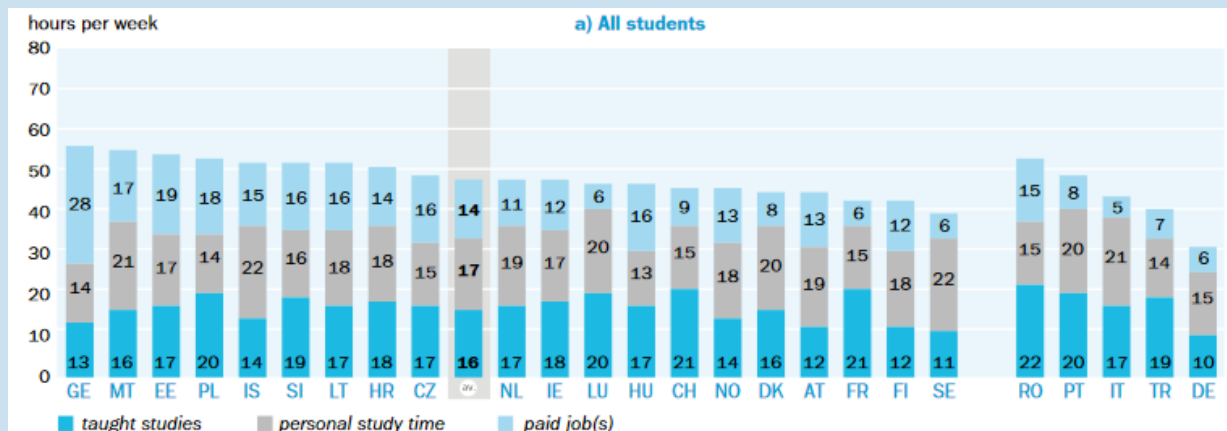


STUDY CONDITIONS | TIME BUDGET AND EMPLOYMENT

16h taught studies
+ 17h personal study time
+ 14h paid job

= **47h/week**

- 4 students are dissatisfied with at least one aspect of
- 5 their time budget



THE REALITY?

- 1 Background of students
- 2 Access to HE & study situation
- 3 Living situation

LIVING CONDITIONS | STUDENTS' EMPLOYMENT



60 % of students
work during the
lecture period

+
older

-
dependent
on public
support

+
Master

+
non-
tertiary

Why do students work?

68 % to cover living costs

65 % to afford things they otherwise would not buy

57 % to gain experience on the labour market

50 % not able to afford to study without paid job

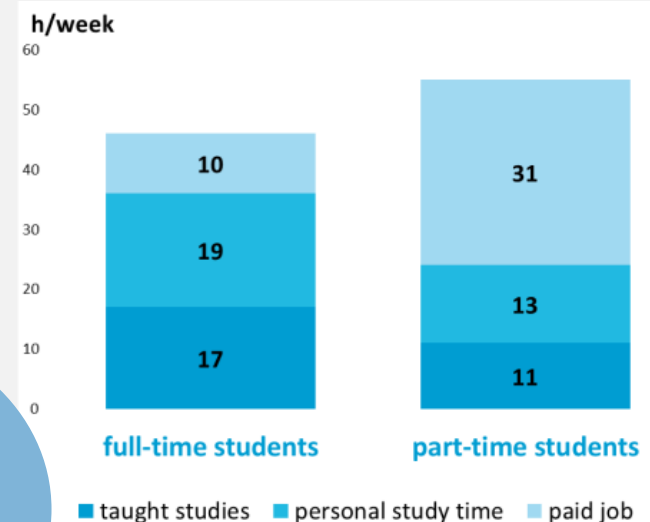
22 % to support others

43 %

of students'
income generated
through self-
earned income

31h/week

Part-time students
spend on work

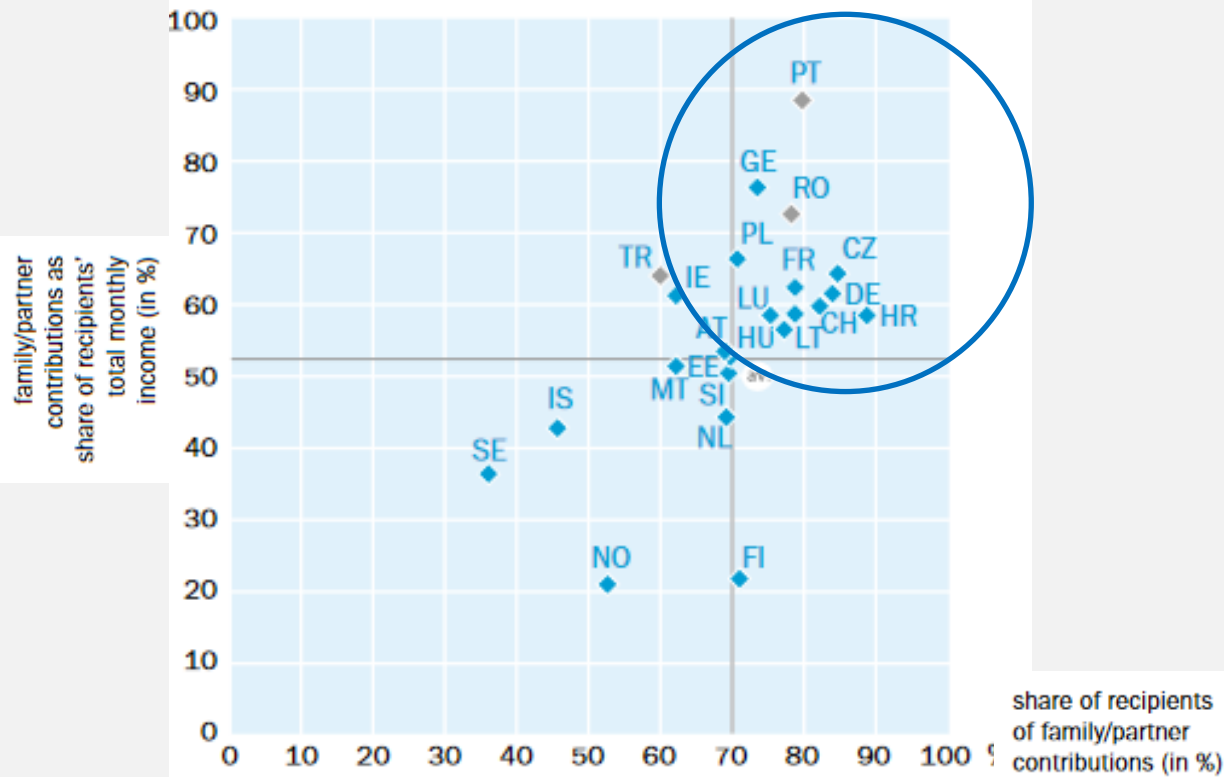


FINANCIAL SITUATION | FAMILY SUPPORT

Figure B7.4

Recipients of family/partner contributions and importance of income source

Based on total monthly income including transfers in kind, micro perspective



Family support is a dominant source of income in many countries

36 % of all students' income comes from family/partners

79 % of students' income comes from private sources

LIVING SITUATION | FINANCIAL DIFFICULTIES



Almost every fourth student is currently experiencing financial difficulties

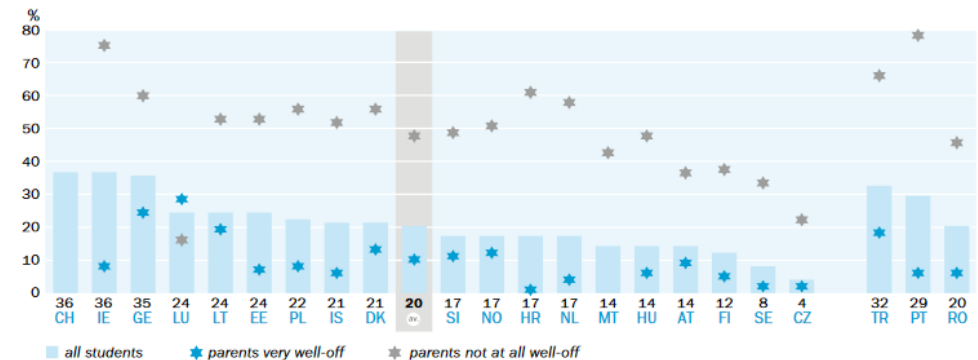


Every fifth student has no way of paying for an unexpected expense

Figure B8.9 [↓](#)

Students' ability to pay for an unexpected required expense by parental wealth

Share of students who cannot afford to pay via their own or third-party resources (in %)



Data source: EUROSTUDENT VII, F.152. No data: AL, DE, FR, IT. Parental wealth: CH. Too few cases: Parents very well-off: MT.

Data collection: Spring 2019 except CH (spring 2020 – reference period before COVID-19 pandemic), PT, RO, TR (reference period during COVID-19 pandemic in 2020 and/or 2021). See Appendix C3 for details.

THE VISION: AN INCLUSIVE EHEA

Inclusive: because every learner will have equitable access to higher education and will be fully supported in completing their studies and training

Socially inclusive higher education will remain at the core of the EHEA and will require providing **opportunities and support** for **equitable inclusion** of individuals from **all parts of society**. Learners with **diverse** socio-economic, professional, cultural and educational backgrounds must have the possibility and the tools to seek out and avail themselves, **at any time of life**, of the educational options most **useful** for them.

Ministers Responsible for Higher Education. Rome Communiqué, pp. 4-5

REACHING THE VISION

- Foster access and participation of students with diverse backgrounds
 - Large variation across EHEA – room for widening participation
 - Different experiences of HE - potential equity implications
 - Information to (potential) students about options and support
- Flexible and adaptable study modes to reach students at different points in life, with different personal situations and goals
 - Combining work and studies can create challenges
 - Availability of financial support


EUROSTUDENT resources



Including
download Excel
files and figures



Thematic reports




Data access

Database – customisable view and
downloads

<https://database.eurostudent.eu/drm/>

Scientific Use File at FDZ-DZHW

Intelligence Briefs

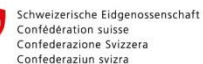


www.eurostudent.eu

Thank you for your interest!

Comments? Questions?

Consortium members



Funded with the support of all participating countries. Co-funded by the Erasmus+ programme of the European Union and the following bodies.



Federal Ministry
of Education
and Research



Ministry of Education, Culture and
Science

The funders are not responsible for the content.

